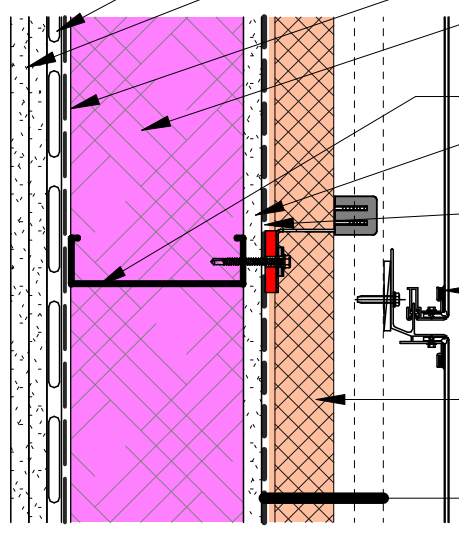
1/2" RESILIENT CHANNEL ORIENTED HORIZONTALLY 2'-0" OC MAX
(2) 5/8" GYP. BD.
VAPOR RETARDER
BLOWN-IN FIBER GLASS INSULATION [R-24 MIN.]
6" METAL STUD PER STRUCT
5/8" EXTERIOR GYP. SHEATHING
FLUID APPLIED AIR / WATER BARRIER (FAWB)
COMPOSITE METAL PANEL ASSEMBLY. 2 1/4" OVERALL DEPTH
2 1/2" CONTINUOUS MINERAL-WOOL BOARD INSULATION R-10.75
CLADDING SUPPORT SYSTEM 8
-HORIZONTAL FURRING
-THERMAL CLIPS
6 1/2"
SYSTEM 8

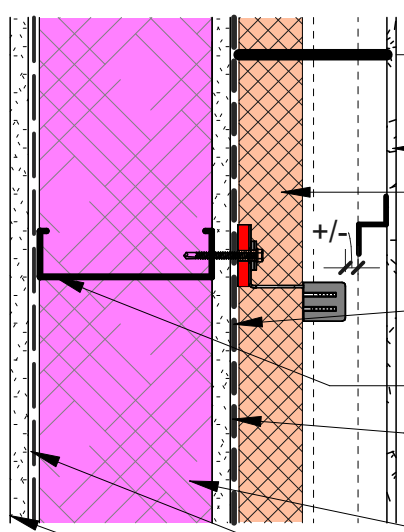
5 3/4"
SYSTEM 1
CLADDING SUPPORT SYSTEM 1
-VERTICAL FURRING.
-HORIZONTAL FURRING.
-THERMAL CLIPS.
FC CLADDING SYSTEM
2 1/2" CONTINUOUS MINERAL-WOOL BOARD INSULATION R-10.75
+/-
FLUID APPLIED AIR / WATER BARRIER (FAWB)
6" METAL STUD PER STRUCT
5/8" EXTERIOR GYP SHEATHING
BLOWN-IN FIBER GLASS INSULATION [R-24 MIN.]
VAPOR RETARDER
5/8" GYP. TYP.

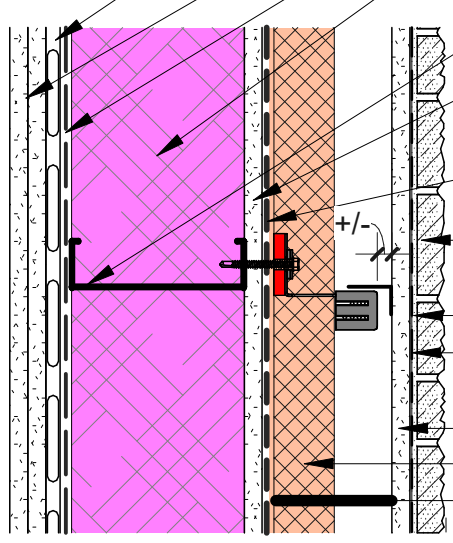
1/2" RESILIENT CHANNEL ORIENTED HORIZONTALLY
(2) 5/8" GYP. BD.
VAPOR RETARDER
BLOWN-IN FIBER GLASS INSULATION [R-24 MIN.]
6" METAL STUD PER STRUCT
5/8" EXTERIOR GYP. SHEATHING
FLUID APPLIED AIR / WATER BARRIER (FAWB)
+/-
1" STONE WITH 3/8" JOINTS, 10'-0" OC MAX
CEMENT MORTAR EFFLORESCENCE LOCKOUT COATING
5/8" CEMENT BOARD
2 1/2" CONTINUOUS MINERAL -WOOL BOARD INSULATION R-10.75
CLADDING SUPPORT SYSTEM 2
-VERTICAL FURRING
-THERMAL CLIPS
4 1/2"
SYSTEM 2